



GLOBOCAN 2008

CANCER FACT SHEET

Incidence: [men](#)
 Mortality: [men](#)
 Incidence: [women](#)
 Mortality: [women](#)

All Cancers (excluding non-melanoma skin cancer) Incidence and Mortality Worldwide in 2008 Summary

Estimated numbers (thousands)	Men		Women		Both sexes	
	Cases	Deaths	Cases	Deaths	Cases	Deaths
World	6617	4219	6044	3345	12661	7564
More developed regions	2964	1522	2591	1222	5555	2744
Less developed regions	3653	2697	3453	2122	7106	4819
WHO Africa region (AFRO)	253	209	318	226	571	435
WHO Americas region (PAHO)	1276	611	1233	568	2509	1179
WHO East Mediterranean region (EMRO)	214	169	214	144	428	313
WHO Europe region (EURO)	1812	1038	1610	822	3422	1860
WHO South-East Asia region (SEARO)	742	567	910	565	1652	1132
WHO Western Pacific region (WPRO)	2316	1621	1755	1016	4071	2637
IARC membership (21 countries)	3073	1612	2817	1352	5890	2964
United States of America	745	294	692	271	1437	565
China	1622	1222	1194	736	2816	1958
India	430	321	518	312	948	633
European Union (EU-27)	1324	693	1119	540	2443	1233

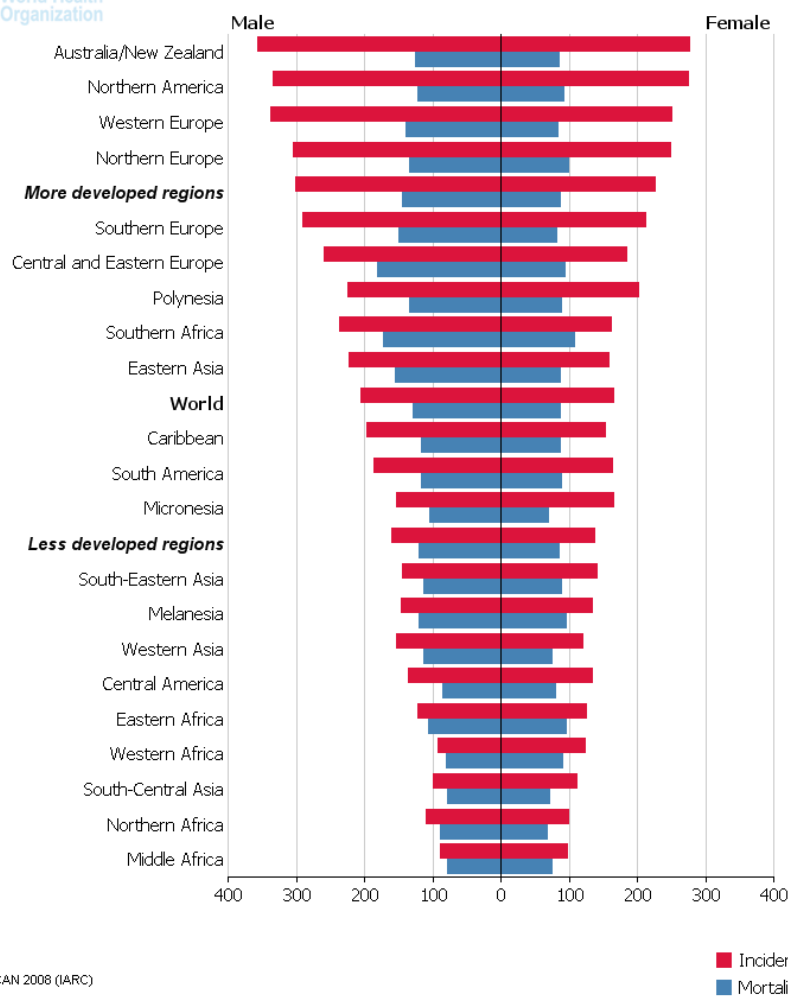
At a glance

Nearly 12.7 million new cancer cases and 7.6 million cancer deaths occurred in 2008 worldwide. The number of new cancer cases ranges from 3.7 million in Eastern Asia to about 1800 in Micronesia/Polynesia. In men, the incidence of cancer is high in Northern America (ASR 334 per 100,000), Australia/New Zealand (ASR 356.8) and in Northern and Western Europe (ASRs 288.9 and 335.3 respectively) as a consequence of the high rates of prostate cancer in these regions (ASRs greater than 80 per 100,000 in all).

As in males, the regions with the highest incidence rates in females are Northern America (ASR 274.4 per 100,000), Australia/New Zealand (ASR 276.4) and Northern and Western Europe (ASRs 257.8 and 250.5 respectively) as a consequence of the high rates of breast cancer in these regions (ASRs greater than 75 per 100,000). The lowest cancer incidence rates are in Middle and Western Africa and in South-Central Asia for men and in Middle and Northern Africa for women (ASRs less than 100 per 100,000). The ratios of ASRs of incidence between developed and developing regions are 1.8 in men and 1.6 in women, while the same ratios for mortality are much lower, 1.2 and almost 1.0 in women. Women living in sub-Saharan Africa have the same risk of dying from cancer as women living in Central and Eastern Europe (ASRs greater than 90 per 100,000 in all).

A number of common cancers in developed countries are associated with reasonably high survival (prostate, breast and colorectal cancers), whereas several common cancers with poorer prognoses (liver, stomach and oesophageal cancers) are more common in less developed regions.

International Agency for Research on Cancer



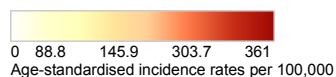
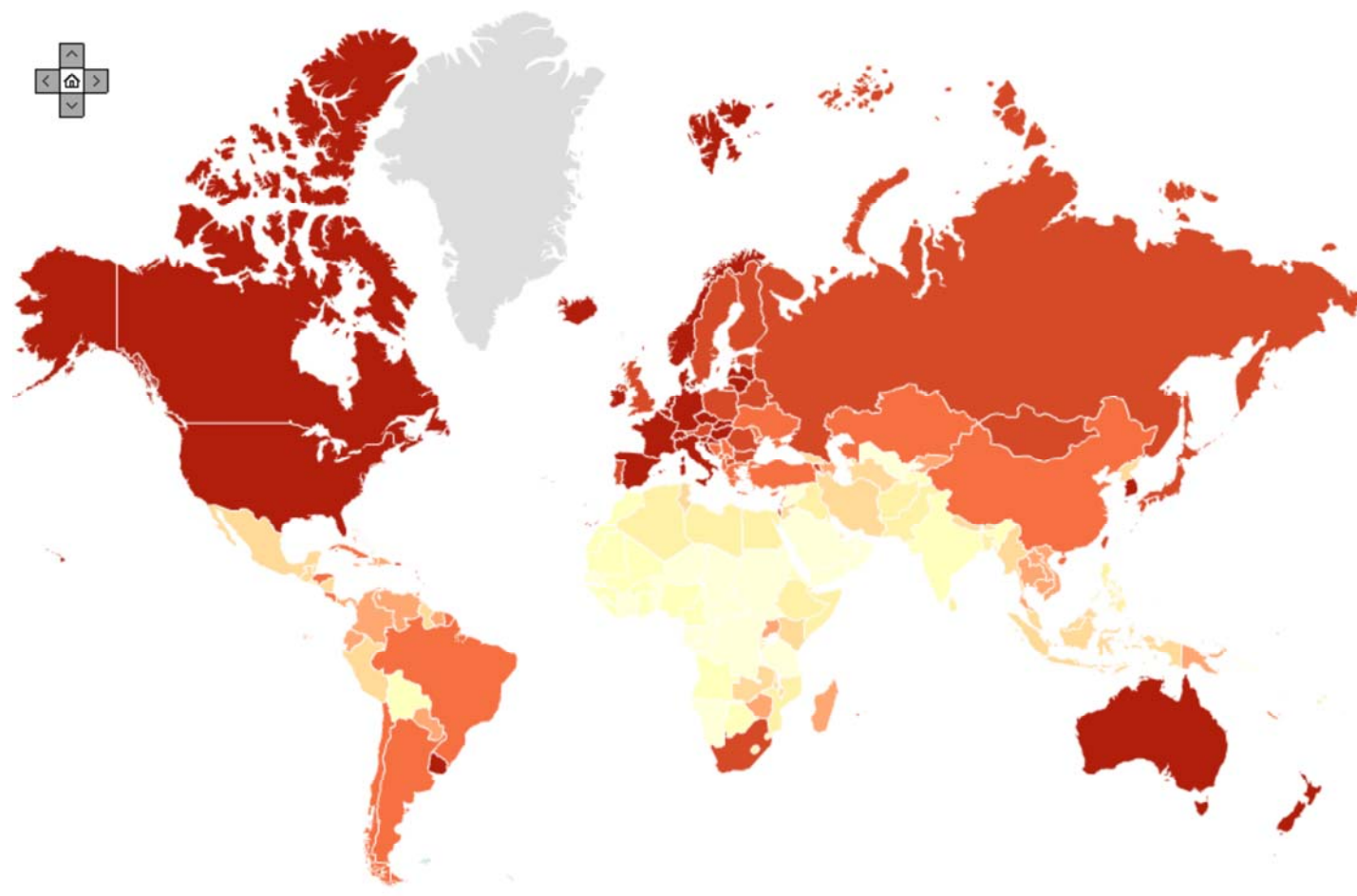
GLOBOCAN 2008 (IARC)

Estimated age-standardised rates (World) per 100,000

GLOBOCAN 2008 (IARC), Section of Cancer Information (17/10/2011)

IARC, 150 Cours Albert Thomas, 69372 Lyon CEDEX 08, France - Tel: +33 (0)4 72 73 84 85 - Fax: +33 (0)4 72 73 85 75
 © IARC 2010 - All Rights Reserved - Email: www@iarc.fr

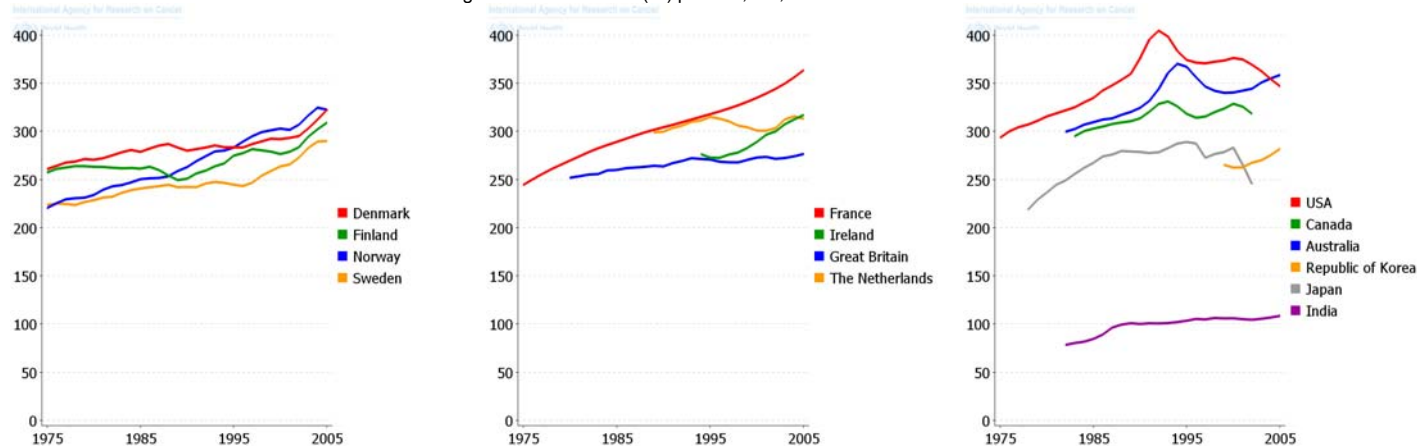
▲ Estimated Cancer Incidence Worldwide in 2008: Men



GLOBOCAN 2008, International Agency for Research on Cancer

Roll over the map for country rates.
Click onto the map and zoom with mouse wheel.

Trends in incidence of cancer in selected countries: age-standardised rate (W) per 100,000, men


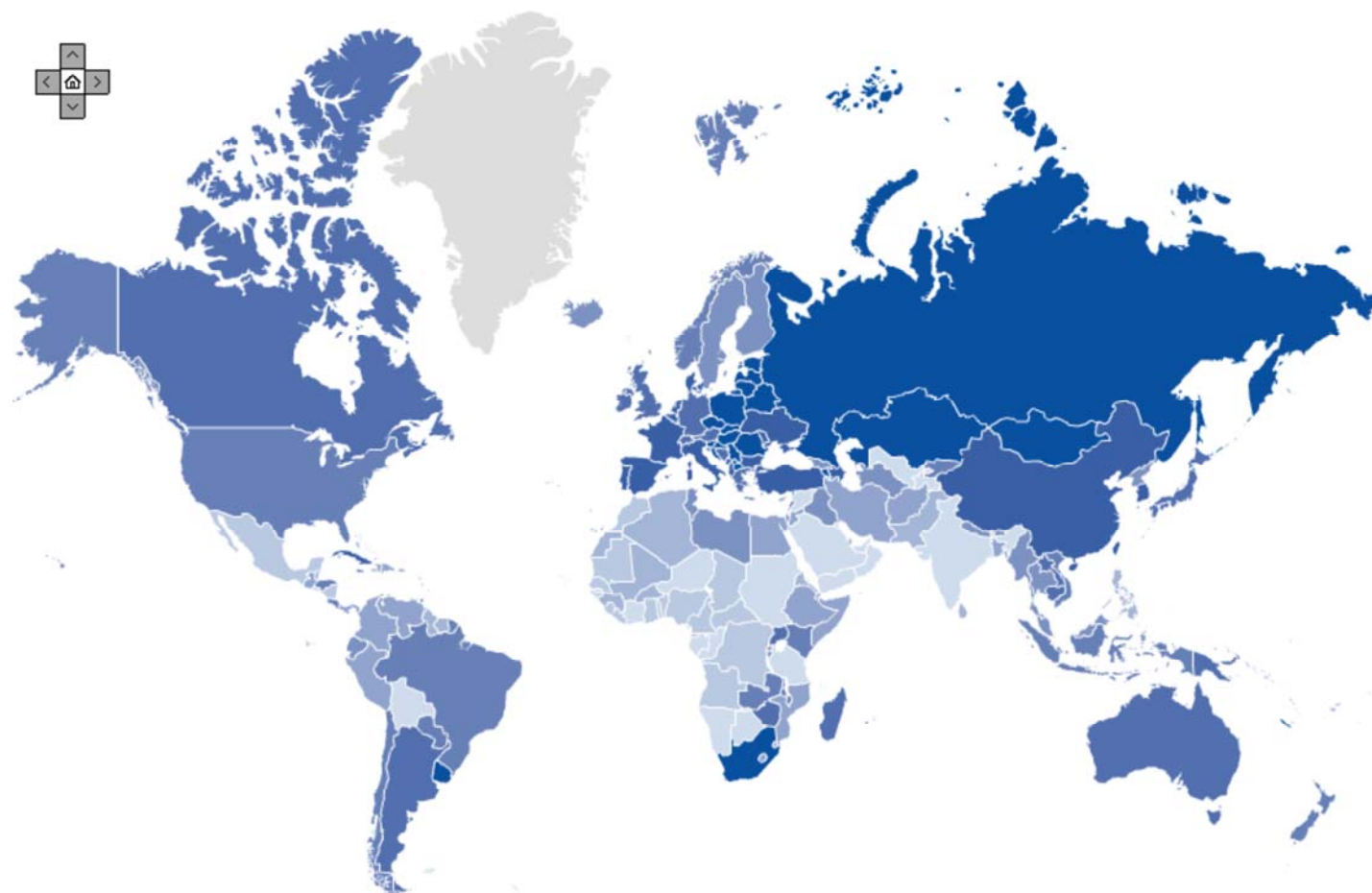


NORDCAN (www.ancr.nu)

France: INVS
Ireland: www.ncr.ie
The Netherlands: www.ikcnet.nl
England: www.statistics.gov.uk
Scotland: www.isdscotland.org
Wales: www.wales.nhs.uk

Australia: www.aihw.gov.au
Canada: www.statcan.gc.ca
India: Chennai cancer registry
Japan: Miyagi, Osaka and Yamagata cancer registries
Republic of Korea: www.ncc.re.kr
USA: SEER program: seer.cancer.gov

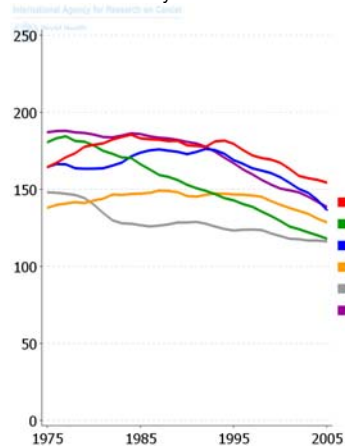
▲ Estimated Cancer Mortality Worldwide in 2008: Men



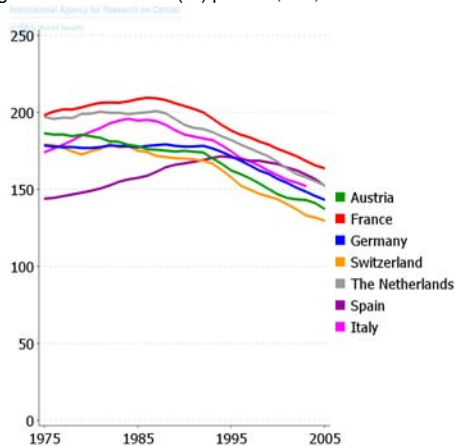
GLOBOCAN 2008, International Agency for Research on Cancer

Roll over the map for country rates.
Click onto the map and zoom with mouse wheel.

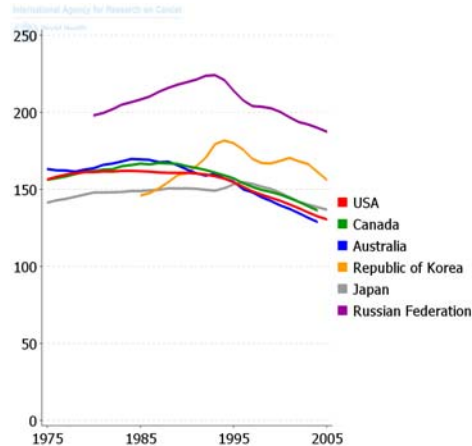
Trends in mortality from cancer in selected countries: age-standardised rate (W) per 100,000, men



WHO (www.who.int/whosis)



WHO (www.who.int/whosis)

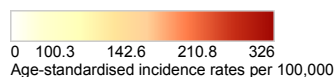
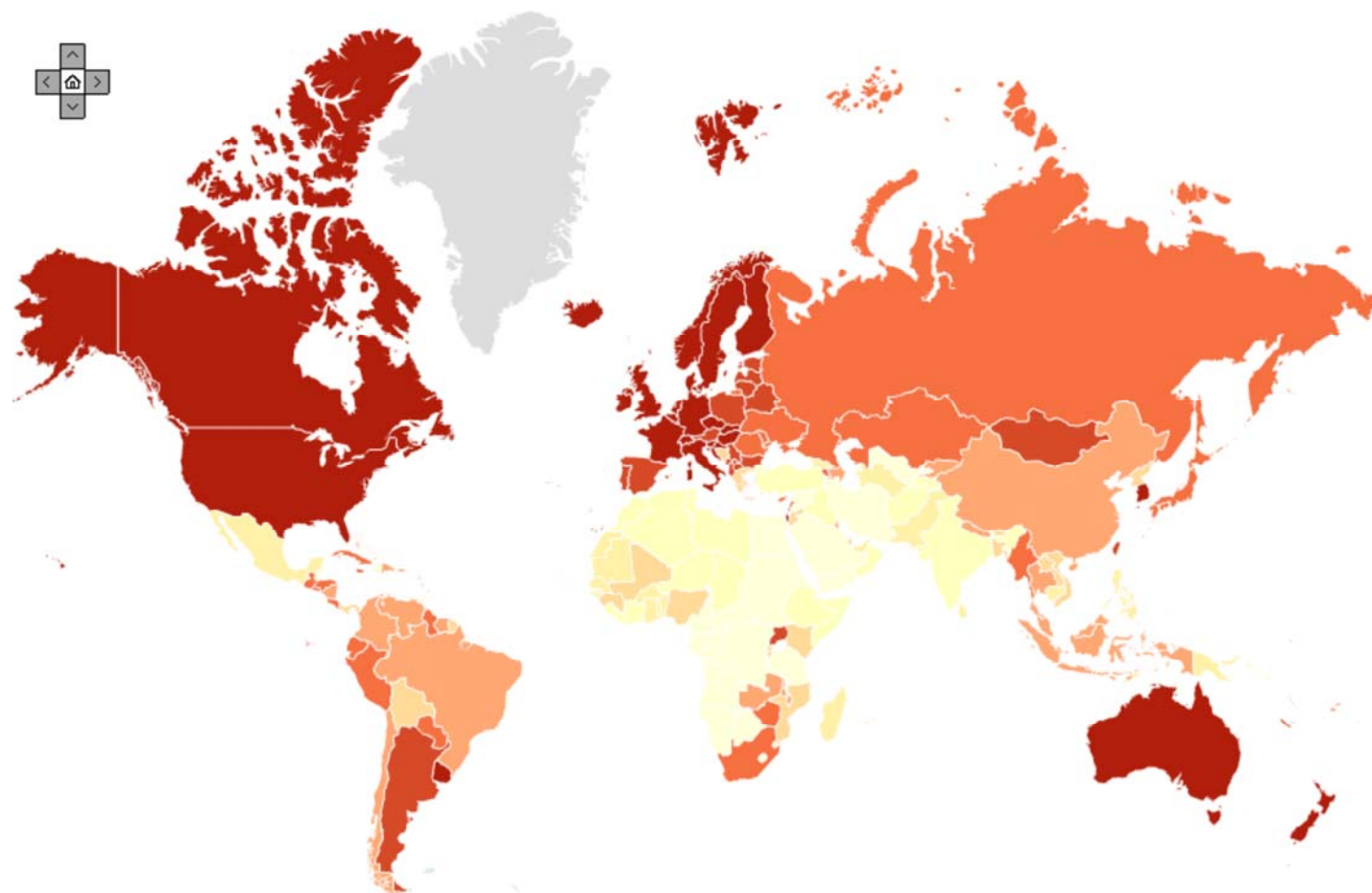


WHO (www.who.int/whosis)

GLOBOCAN 2008 (IARC), Section of Cancer Information (17/10/2011)

IARC, 150 Cours Albert Thomas, 69372 Lyon CEDEX 08, France - Tel: +33 (0)4 72 73 84 85 - Fax: +33 (0)4 72 73 85 75
© IARC 2010 - All Rights Reserved - Email: www@iarc.fr

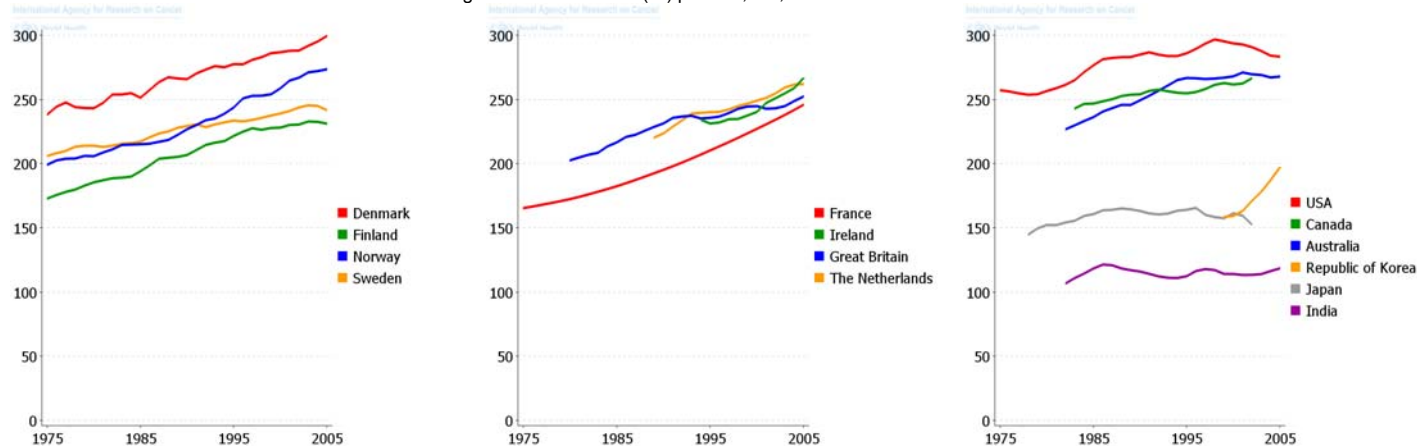
▲ Estimated Cancer Incidence Worldwide in 2008: Women



GLOBOCAN 2008, International Agency for Research on Cancer

Roll over the map for country rates.
Click onto the map and zoom with mouse wheel.

Trends in incidence of cancer in selected countries: age-standardised rate (W) per 100,000, women

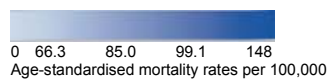
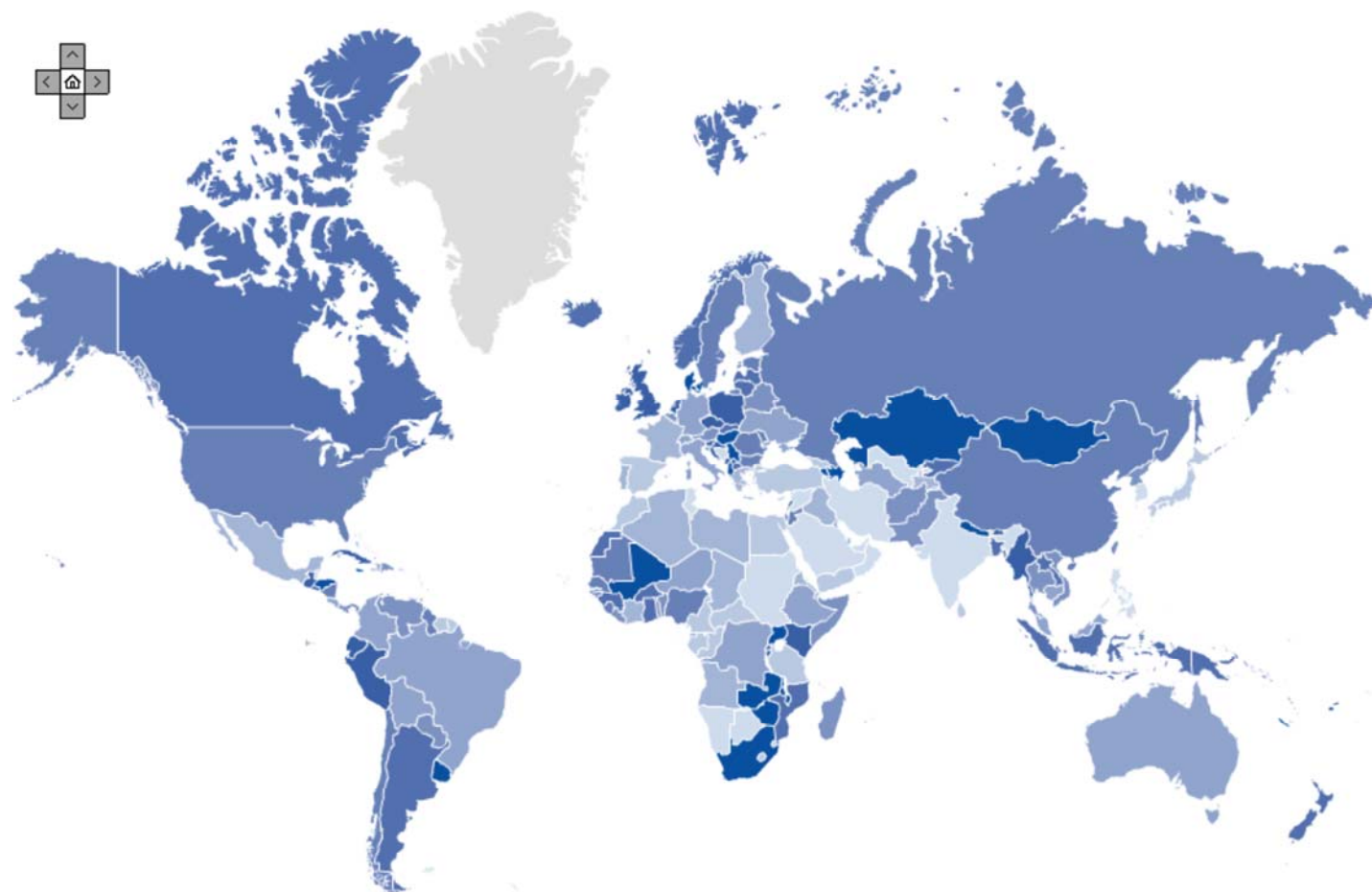


NORDCAN (www.ancr.nu)

France: INVS
Ireland: www.ncr.ie
The Netherlands: www.ikcnet.nl
England: www.statistics.gov.uk
Scotland: www.isdscotland.org
Wales: www.wales.nhs.uk

Australia: www.aihw.gov.au
Canada: www.statcan.gc.ca
India: Chennai cancer registry
Japan: Miyagi, Osaka and Yamagata cancer registries
Republic of Korea: www.ncc.re.kr
USA: SEER program: seer.cancer.gov

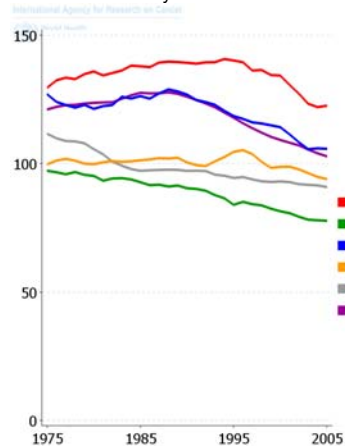
▲ Estimated Cancer Mortality Worldwide in 2008: Women



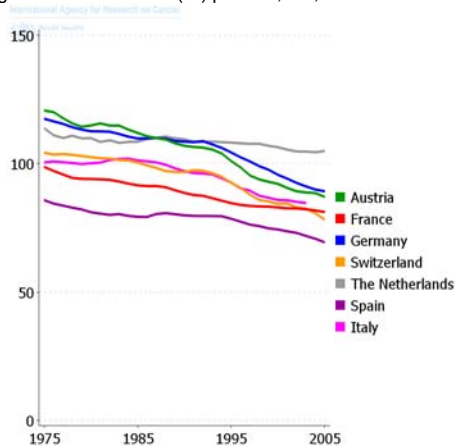
GLOBOCAN 2008, International Agency for Research on Cancer

Roll over the map for country rates.
Click onto the map and zoom with mouse wheel.

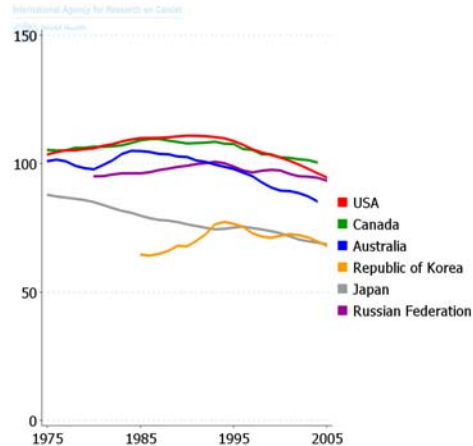
Trends in mortality from cancer in selected countries: age-standardised rate (W) per 100,000, women



WHO (www.who.int/whosis)



WHO (www.who.int/whosis)



WHO (www.who.int/whosis)

GLOBOCAN 2008 (IARC), Section of Cancer Information (17/10/2011)

IARC, 150 Cours Albert Thomas, 69372 Lyon CEDEX 08, France - Tel: +33 (0)4 72 73 84 85 - Fax: +33 (0)4 72 73 85 75
 © IARC 2010 - All Rights Reserved - Email: www@iarc.fr